

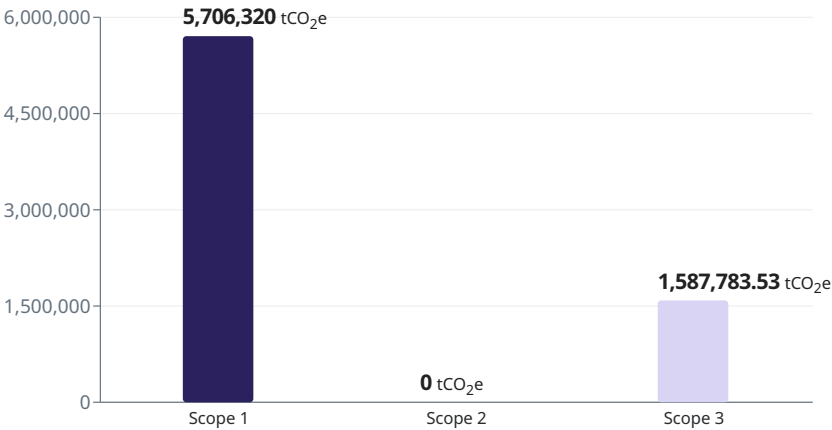
Reporting year: 2024

Carbon emission overview

We combined your activity data, revenue, and sector information to estimate your total emissions.

Submit to metrics

Download ▾



Total GHG emissions

7,294,103.53 tCO₂e

Scope 1

5,706,320 tCO₂e

Scope 2 ⓘ

0 tCO₂e

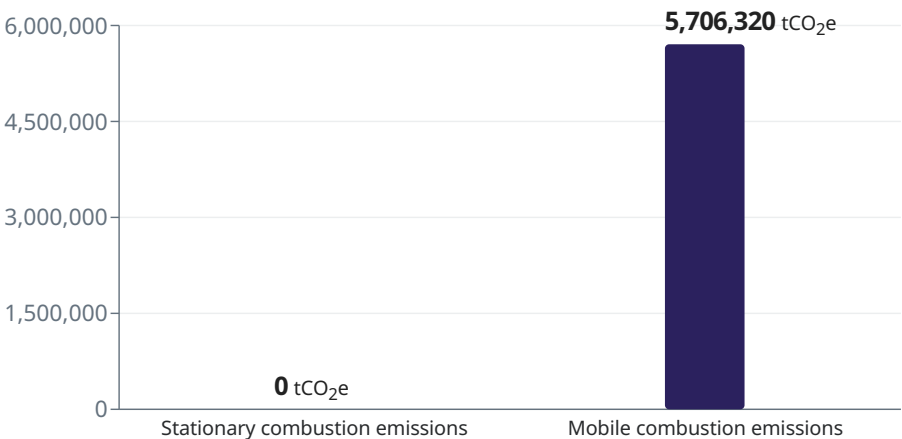
Scope 3

1,587,783.53 tCO₂e

Scope 1 emissions

These are direct emissions from sources controlled or owned by your company, such as combustion of fuels in vehicles, facilities, and machinery.

- Stationary emissions are generated from fixed sources such as boilers and furnaces.
- Mobile emissions are generated from transportation and mobile equipment.



Total gross Scope 1 GHG emissions

5,706,320 tCO₂e

Stationary combustion

0 tCO₂e

Mobile combustion

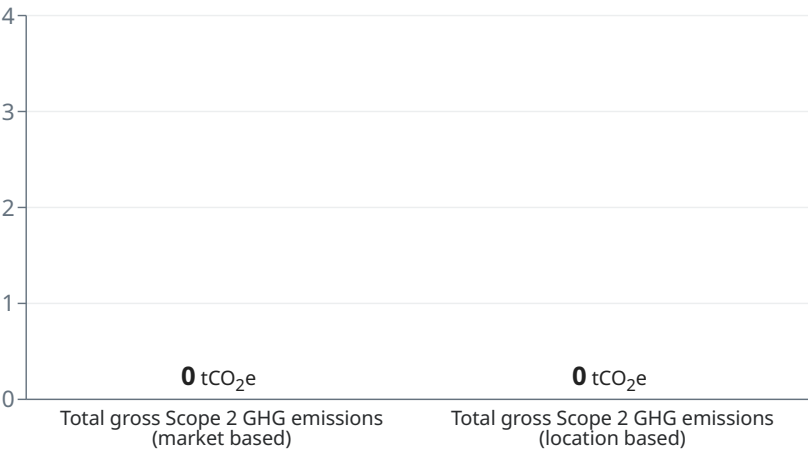
5,706,320 tCO₂e

Scope 2 emissions

For your total Scope 2 emissions, we prioritize market-based calculations as they're the most accurate source of data. In case you only provided location-based calculations, we'll use them for market-based and total Scope 2 emissions instead.

These emissions occur as a result of the energy consumed by a company but originate from sources that are external to its operational boundaries.

- Market-based emissions rely on factors based on renewable energy purchases, green power contracts, and other measures taken to procure cleaner energy.
- Location-based emissions take into consideration the emission intensity of the grid where the energy is sourced.



Total gross Scope 2 GHG emissions (market or location based)

0 tCO₂e

Total gross Scope 2 GHG emissions (market based)

0 tCO₂e

Total gross Scope 2 GHG emissions (location based)

0 tCO₂e

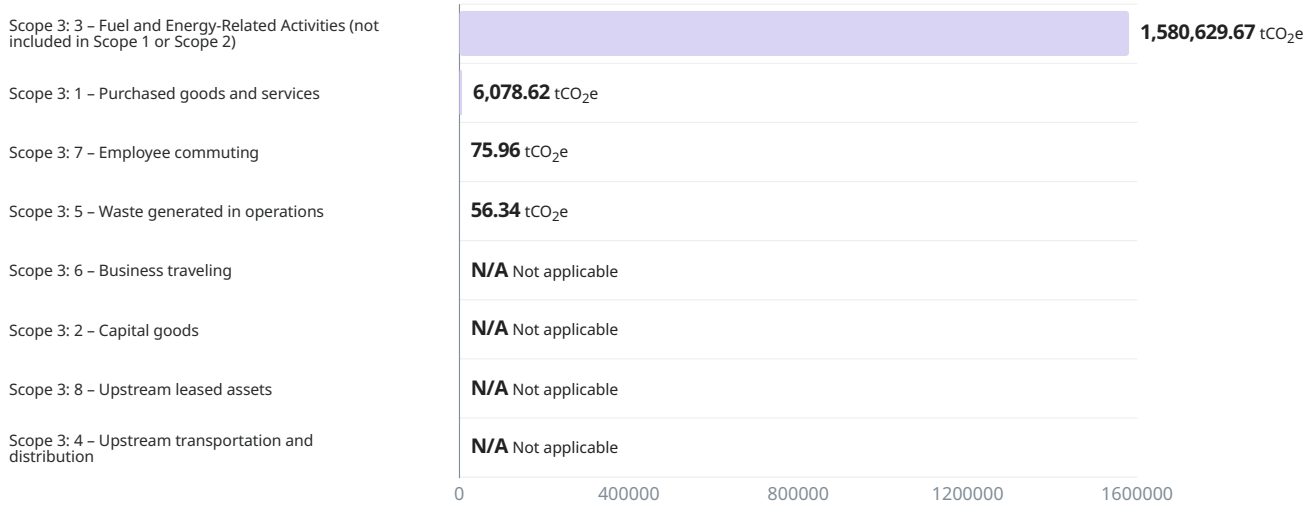
Scope 3 emissions

Scope 3 includes indirect emissions resulting from your business activities. These include upstream and downstream operations, product transportation, employee work commute, and business travel. Upstream emissions come from the production of your products and services, while downstream emissions come from their use and disposal.

Total gross Scope 3 GHG emissions	Total gross Scope 3 Downstream GHG emissions	Total gross Scope 3 Upstream GHG emissions
1,587,783.53 tCO ₂ e	942.94 tCO ₂ e	1,586,840.59 tCO ₂ e

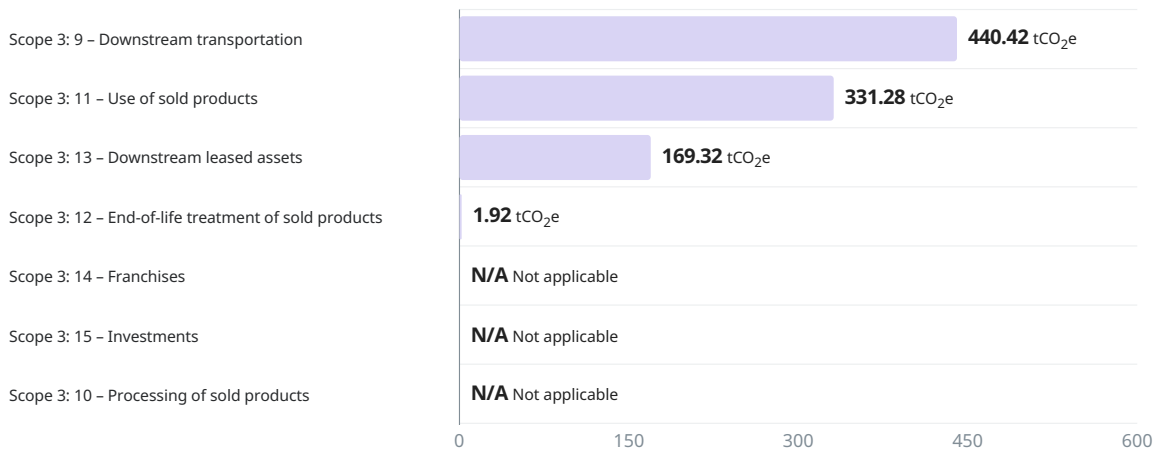
Upstream Scope 3 categories breakdown

Carbon emissions in tCO₂e



Downstream Scope 3 categories breakdown

Carbon emissions in tCO₂e



[Back to top](#)